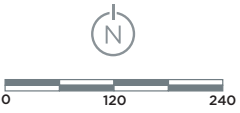


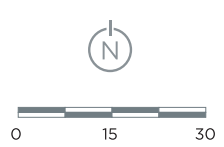
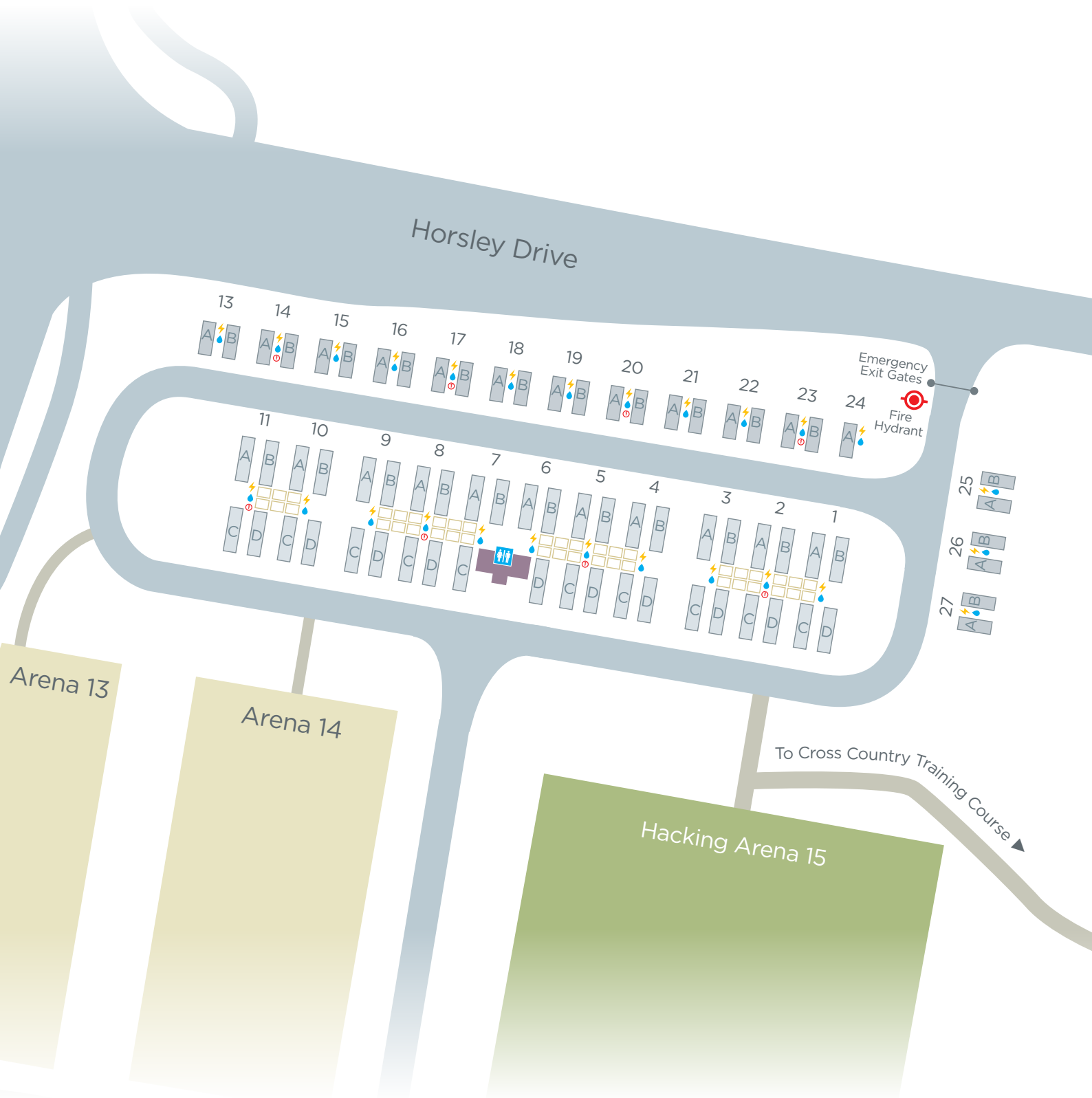
# SYDNEY INTERNATIONAL EQUESTRIAN CENTRE









## Centre Map



# SYDNEY INTERNATIONAL EQUESTRIAN CENTRE

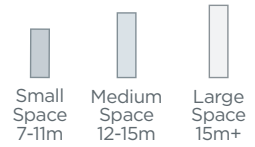
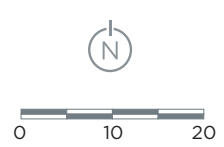
## North Truck Park - Camping Layout



-  Small Space  
7-11m
-  Medium Space  
12-15m
-  Day Yard
-  Power
-  Water
-  Fire Hose
-  Fire Hydrant
-  Amenities

# SYDNEY INTERNATIONAL EQUESTRIAN CENTRE

## South Truck Park - Camping Layout



# SYDNEY INTERNATIONAL EQUESTRIAN CENTRE

## Stables Complex



0 15 30

 Amenities

 Wheelchair Access

 First Aid

 Bike Rack





Stables A

Stables B

Stables C

Machinery Shed

Arena 11

P7

LR4

LR3

LR2

LR1

LR5

Car & Float Parking

Car & Float Parking

Main Entrance

Event Office

ing Bay

Horse Waste Area 3

Horse Waste Area 2

Horse Waste Area 4

Horse Waste Area 1

Wash Bays

Wash Bays

Wash Bays

Measurement Box

134	135	136	137	138	139	140
120	121	122	123	124	125	126
106	107	108	109	110	111	112
92	93	94	95	96	97	98
88	89	90	87	86	85	84

1	2	3	4	5	6	7
8	9	10	11	12	13	14
22	23	24	25	26	27	28
36	37	38	39	40	41	42
43	44	45	46	47	48	49
50	51	52	53	54	55	56
57	58	59	60	61	62	63
64	65	66	67	68	69	70
71	72	73	74	75	76	77
78	79	80	81	82	83	84

224	225	226	227	228	229	230
231	232	233	234	235	236	237
238	239	240	241	242	243	244
245	246	247	248	249	250	251
252	253	254	255	256	257	258
259	260	261	262	263	264	265
266	267	268	269	270	271	272
273	274	275	276	277	278	279
280	281	282	283	284	285	286
287	288	289	290	291	292	293
294	295	296	297	298	299	300

285	286	287	288	289	290
291	292	293	294	295	296
297	298	299	300	295	296
297	298	299	300	295	296